




To link DOP in T-Nation:



- Open T-Nation



TMUS: **\$145.12** +0.21% 07/28/2021 Market Close | PTO: **70.57 Hrs** Current | **168.57 Hrs** EOY Estimate | **T-NATION**

Glad you're here, Becky! | [My Stuff](#) | [Tools](#) | [Bookmarks](#)

[Company & Culture](#) | [My Life & Career](#) | [Resources](#) | [Leaders & Organizations](#)







- Go to "Tools" in top right-hand corner

TMUS: **\$145.12** +0.21%
07/29/2021 Market Close

PTO: **70.57 Hrs**
Current

168.57 Hrs
EOY Estimate

T-NATION


Glad you're here, Beck...
My Stuff ▾ **Tools** ▾ **Bookmarks** ▾

Company & Culture ▾ My Life & Career ▾ Resources ▾ Leaders & Organizations ▾


ONE TEAM TOGETHER

learning journey


Continuing Our One Team Together Learning Journey




Inside the Un-carrier: "I'm Your Hometown Expert"




Mike Stop! East Coast Edition




The Variety Vote is ON
An appreciation of all talent.
2 days ago



Cast Your People's Choice Vote Here
For the people, by the people.
2 days ago



Finding Joy in the Detours
In 2008 I was stopped in traffic o...
2 days ago



Join Us! Q2 2021 All-Employee Webcast
It's time to get together for our...
5 days ago

- Select down arrow

- Select Magenta “Show/Hide Tools” button
- Find “Dealer Order Portal”
 - Move to “Show”
- Select “Save”

The screenshot displays the T-NATION intranet interface. At the top, there are market statistics for TMUS (\$145.12, +0.21%), PTO (70.57 Hrs), and EDY Estimate (168.57 Hrs). The main navigation bar includes 'Company & Culture', 'My Life & Career', 'Resources', and 'Leaders & Organizations'. A large banner reads 'ONE TEAM TOGETHER learning journey TOGETHER Continuing Our One Team Together Learning Journey'. Below the banner are three news items: 'The Variety Vote is ON', 'Finding Joy in the Detours', and 'T-Mobile Earns Top Score on Disability Equality Inde...'. On the right side, a 'Tools' dropdown menu is open, listing various applications with toggle switches. The 'Dealer Order Portal' toggle is currently turned on (Show). At the bottom of the menu are 'Save' and 'Cancel' buttons.

Tools

- ADP (Paycheck) Show
- Appreciation Zone Show
- Ariba (Procurement Purchasing) Show
- Benevity (Matching Portal) Show
- Brand Portal Show
- COMPASS (Service Desk) Show
- Concur (Travel & Expense) Show
- Cornerstone (Training) Show
- Dealer Order Portal Show
- Fidelity (Stock & 401k) Show
- Kronos (Timekeeping) Show
- LiveMagenta Show
- Local Advertising Portal Show
- OpenText (Vendor Invoice Management) Show
- ORBIT Show
- Slack Show
- Workday (Profile) Show
- AppStore (Employee Software) Hide
- Fieldglass (Non-T-Mobile Workers) Hide
- Workfront Hide

Save **Cancel**

- “Dealer Order Portal” will now be available when you click “Tools”